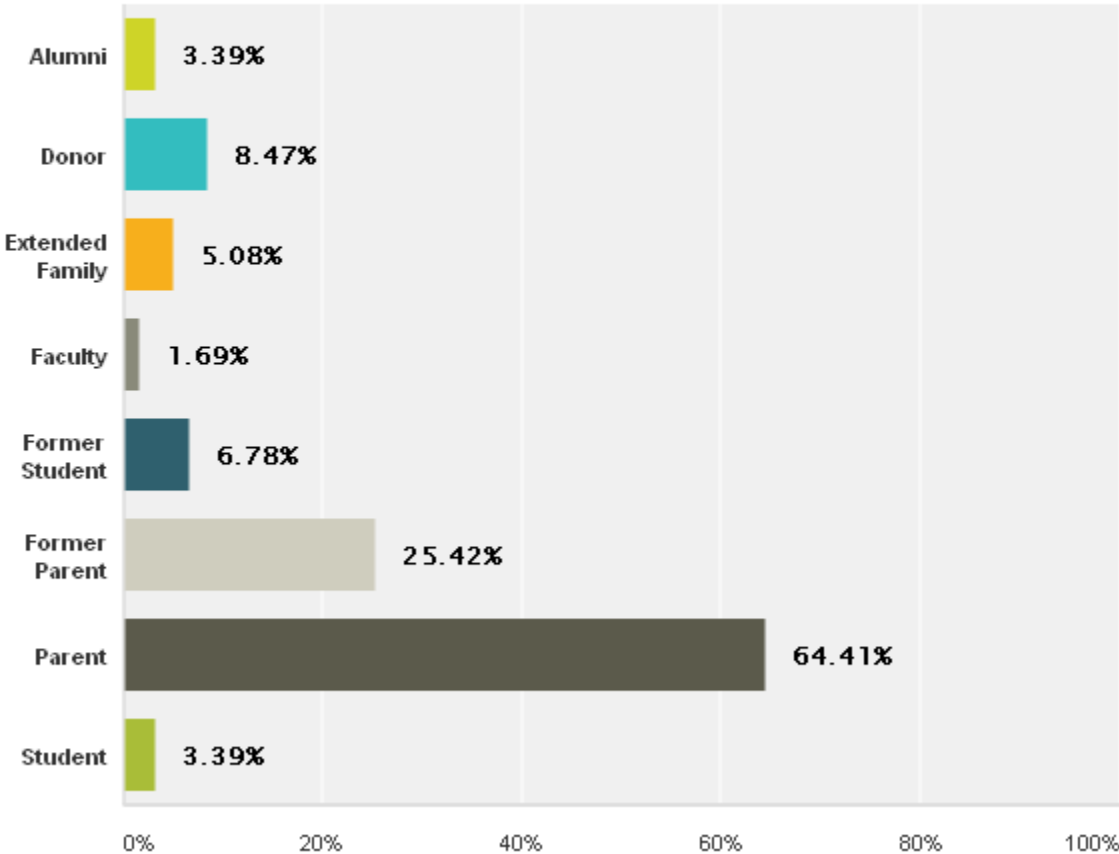


Hope Christian Academy
First Annual Survey
2013

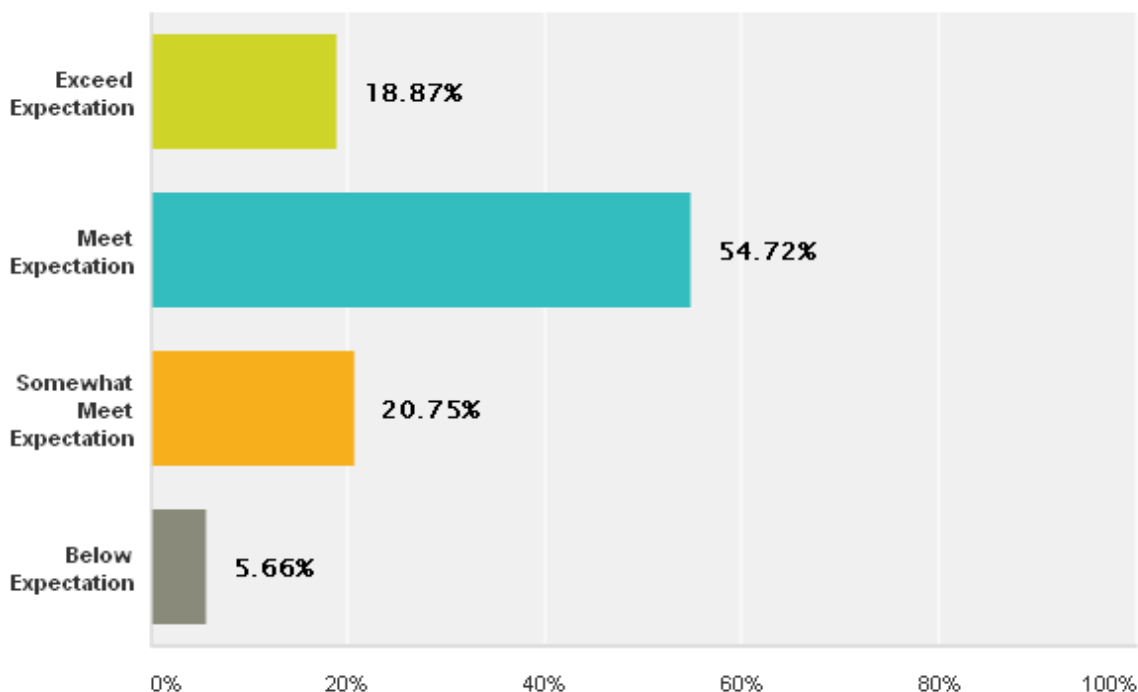
How are you associated to Hope Christian Academy? (more than one can be selected)

Answered: 59 Skipped: 0



Do you feel the curriculum provides the right amount of challenge for your student(s)?

Answered: 53 Skipped: 6



Q2. Curriculum: 13 comments

Positive: 5/13 = 38%

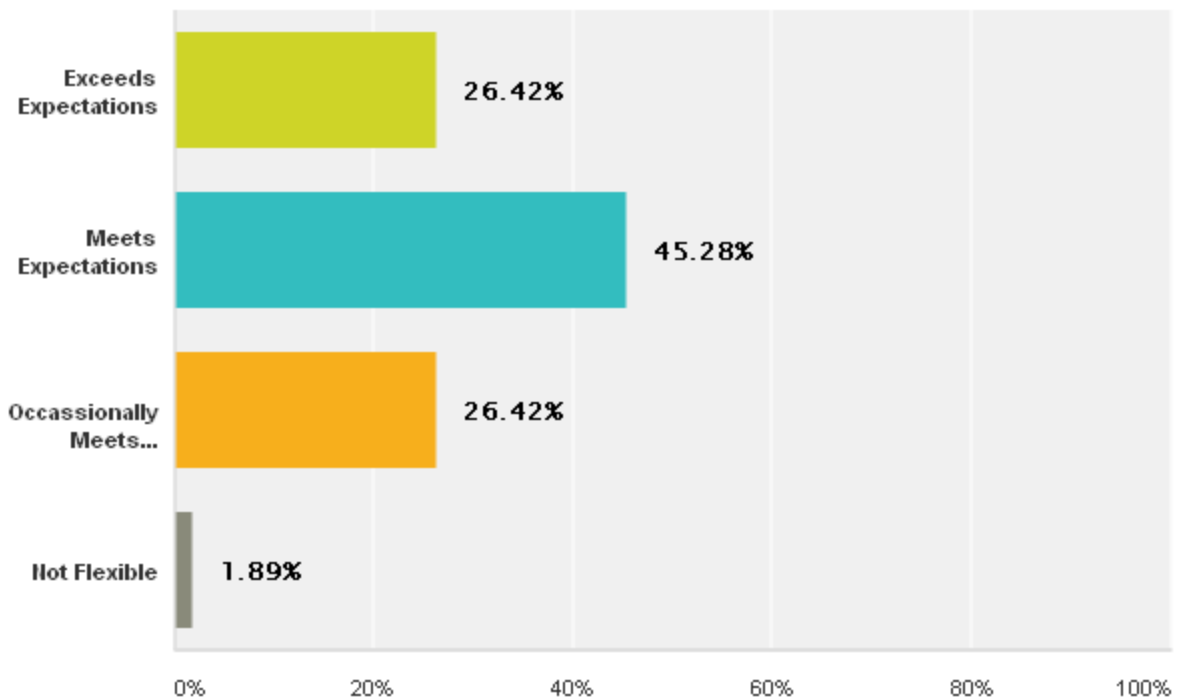
Students were challenged at HCA and prepared for college. Curriculum is adequate.

Growth: 6/13 = 46%

Pace and Science curriculum needs to be updated and include more writing and research preparation.

Do you feel the staff is flexible in meeting your student(s) learning needs?

Answered: 53 Skipped: 6



Q3. Flexibility of staff: 17 comments

Positive: 9 /17 = 53%

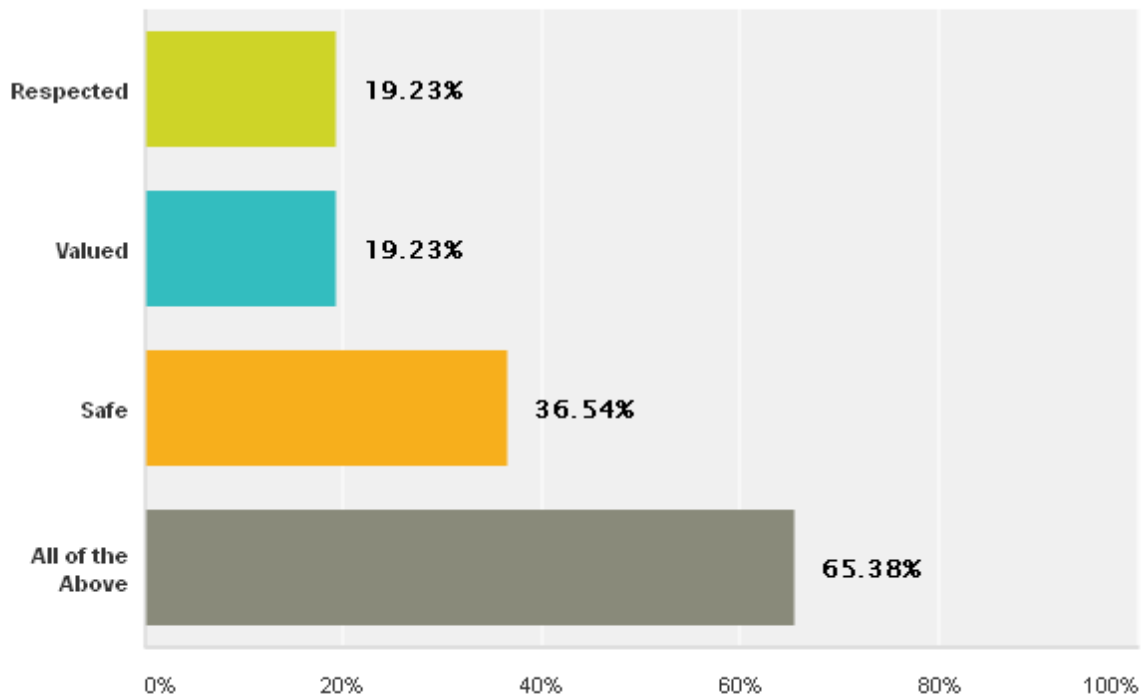
Most teachers exceed expectations and help kids to excel to their potential.

Growth: 11/17 = 65%

Need to create more consistency across all teachers with flexibility and individualization for different learning styles and needs.

At HCA, does you student(s) feel any of the following? (more than one can be selected)

Answered: 52 Skipped: 7



Q4. Safe, Valued, Respected: 14 comments

Positive: 8/14 = 57%

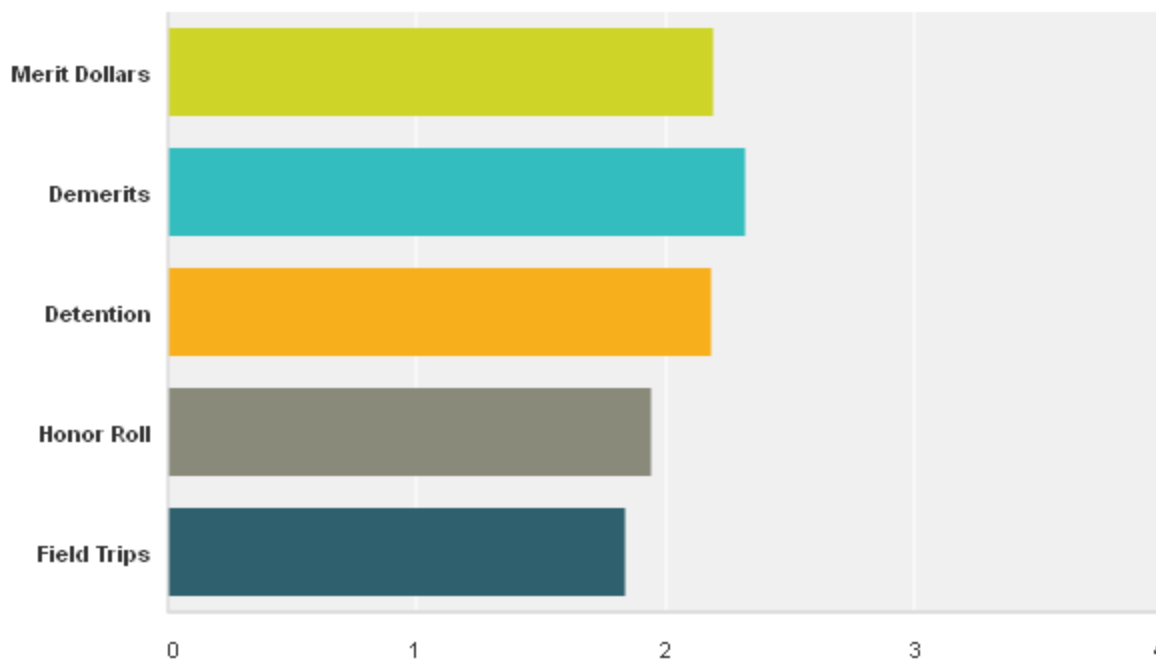
Felt students were safe.

Growth: 8/14= 57%

Students and parents need to feel valued, respected and heard.

Do you feel that the follow systems are effective for your student(s)?

Answered: 52 Skipped: 7



	Extremely Effective	Effective	Somewhat Effective	Not Effective	Total	Average Rating
Merit Dollars	26.92% 14	40.38% 21	19.23% 10	13.46% 7	52	2.19
Demerits	14.00% 7	50% 25	26% 13	10% 5	50	2.32
Detention	22.45% 11	48.98% 24	16.33% 8	12.24% 6	49	2.18
Honor Roll	30.61% 15	51.02% 25	12.24% 6	6.12% 3	49	1.94
Field Trips	43.14% 22	39.22% 20	7.84% 4	9.80% 5	51	1.84

Q5. Systems – Effective: 7 comments

Positive: 2/7 = 29%

Systems are effective for most; more for younger than older kids.

Growth: 2/7: 29%

More flexibility of goal setting/scoring when work is difficult/tedious in some paces.

How has the school's spiritual emphasis impacted your student(s)?

Answered: 52 Skipped: 7

Q6. Spiritual Emphasis: 52 comments

Positive: 44/52 = 85%

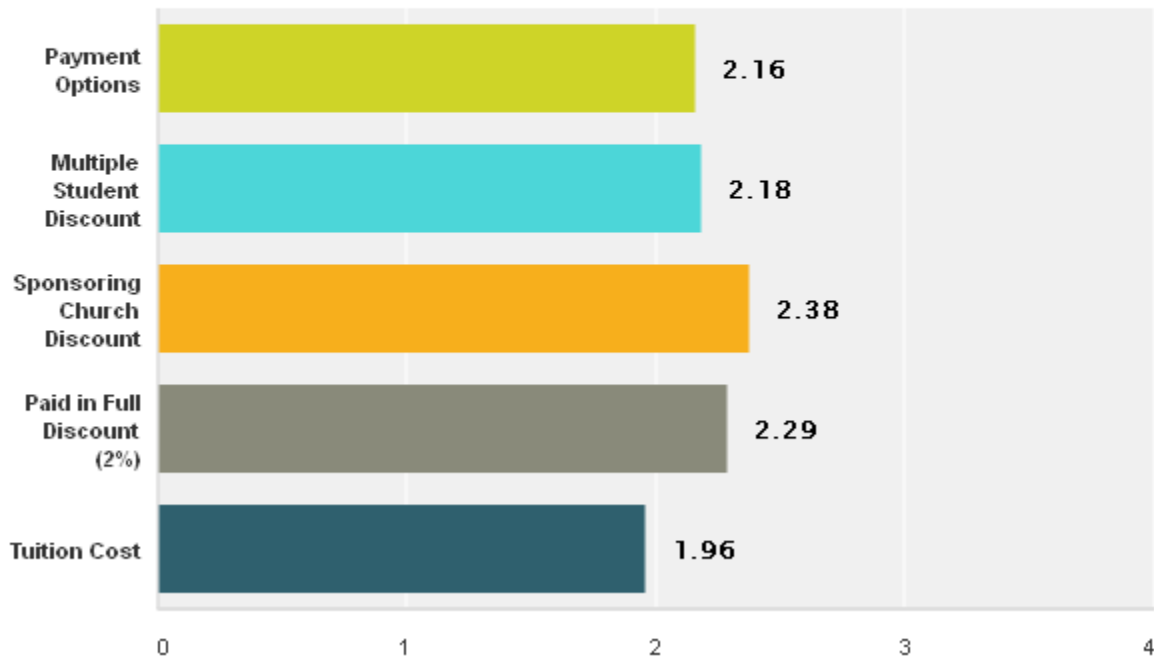
Helped develop good foundation and spiritual principles

Growth: 5/52: 10%

Less judgmental and more loving in approach to sin.

To what extent do these tuition policies influence your decision to have your student(s) attend HCA?

Answered: 52 Skipped: 7



Hope Christian Academy – 2013 Survey Results

	Significant	Helpful	No Impact	Hinderance	Total	Average Rating
Payment Options	20% 10	44% 22	36% 18	0% 0	50	2.16
Multiple Student Discount	28.00% 14	26% 13	46% 23	0% 0	50	2.18
Sponsoring Church Discount	20% 10	22% 11	58.00% 29	0% 0	50	2.38
Paid in Full Discount (2%)	14.29% 7	42.86% 21	42.86% 21	0% 0	49	2.29
Tuition Cost	30.77% 16	44.23% 23	23.08% 12	1.92% 1	52	1.96

Q7. Tuition Policies: 11 comments

Positive 4/11 = 36%

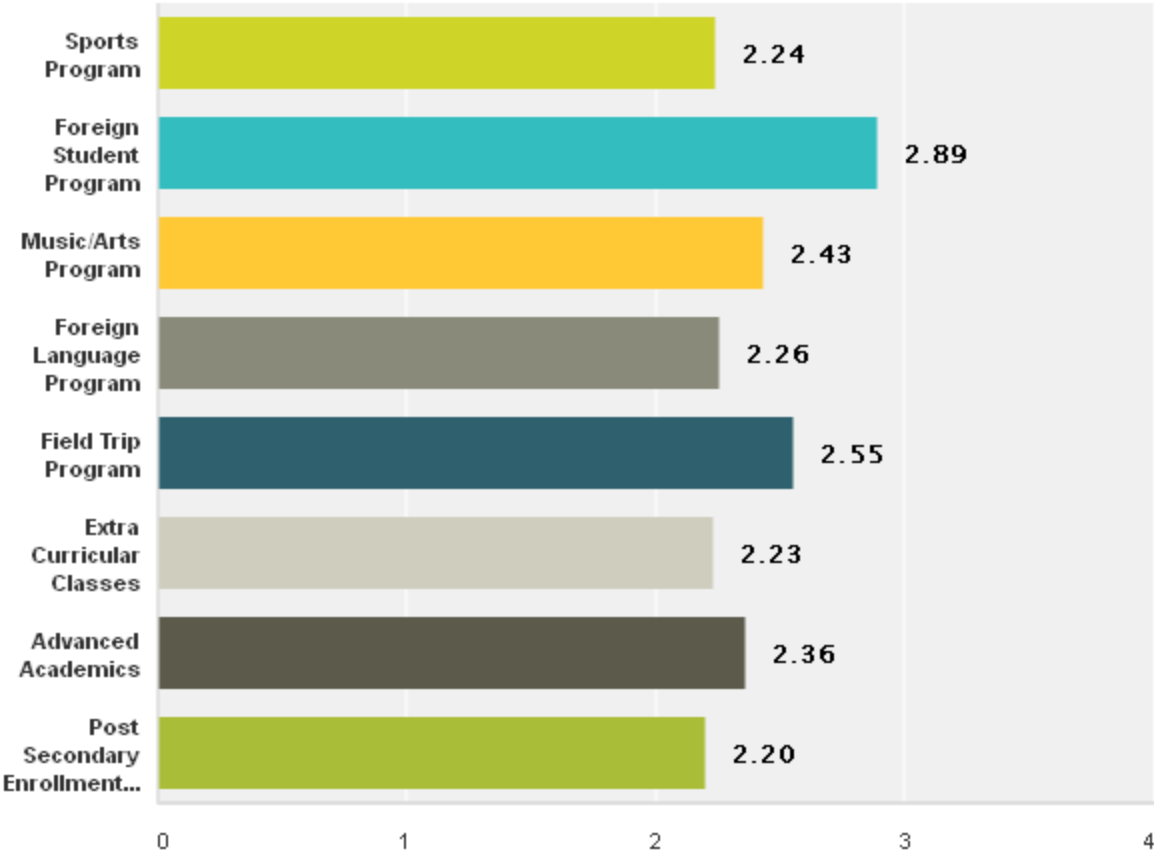
Affordable tuition and appreciation of options.

Growth: 5/11 = 45%

Savings or assistance opportunity such as 5% paid in full, grants, and/or other tuition fundraising opportunities for families.

Rate the following student opportunities.

Answered: 51 Skipped: 8



Hope Christian Academy – 2013 Survey Results

	Need Development	Adequate	Outstanding	No Interest	Total	Average Rating
Sports Program	26.09% 12	43.48% 20	10.87% 5	19.57% 9	46	2.24
Foreign Student Program	2.22% 1	40% 18	24.44% 11	33.33% 15	45	2.89
Music/Arts Program	4.08% 2	55.10% 27	34.69% 17	6.12% 3	49	2.43
Foreign Language Program	23.91% 11	47.83% 22	6.52% 3	21.74% 10	46	2.26
Field Trip Program	7.84% 4	37.25% 19	47.06% 24	7.84% 4	51	2.55
Extra Curricular Classes	19.15% 9	51.06% 24	17.02% 8	12.77% 6	47	2.23
Advanced Academics	20% 9	42.22% 19	20% 9	17.78% 8	45	2.36
Post Secondary Enrollment Option	27.27% 12	38.64% 17	20.45% 9	13.64% 6	44	2.20

Q8. Student Services: 11 comments

Positive 11/12 = 92%

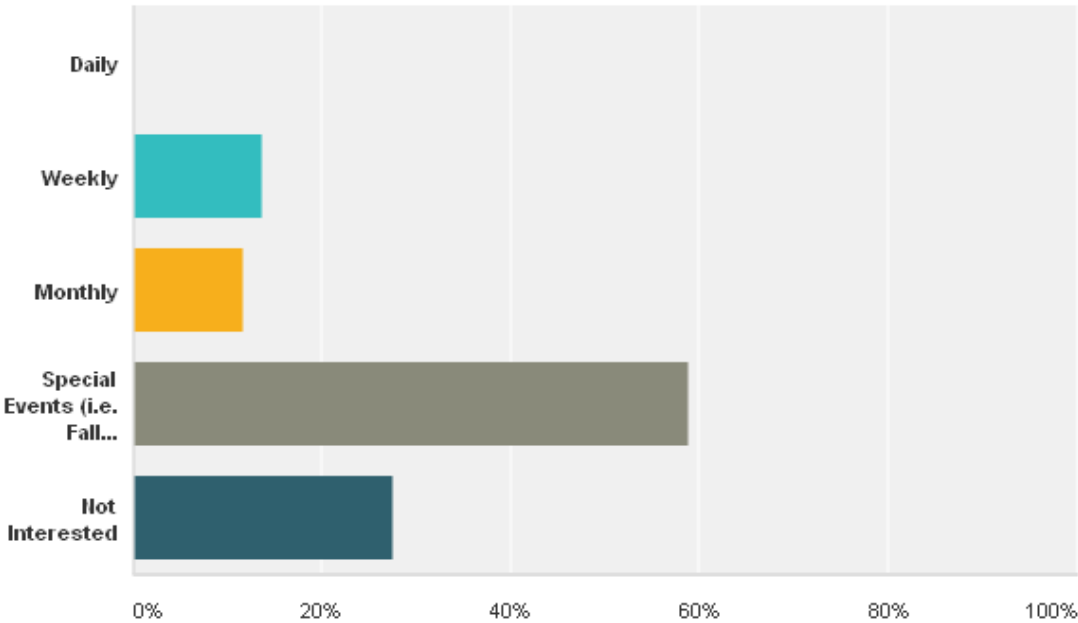
Students get piqued with the extras: woodworking, rocket club, cooking

Growth: 1/12 = 8%

Offer or integrate foreign language at all age levels not just certain years. Develop advanced placement curriculum. Allow younger students to participate in PSEO.

Would you be willing to help impact students for Christ at HCA through volunteering?

Answered: 51 Skipped: 8



Q9. Volunteering: 12 comments

Positive 11/12 = 92%

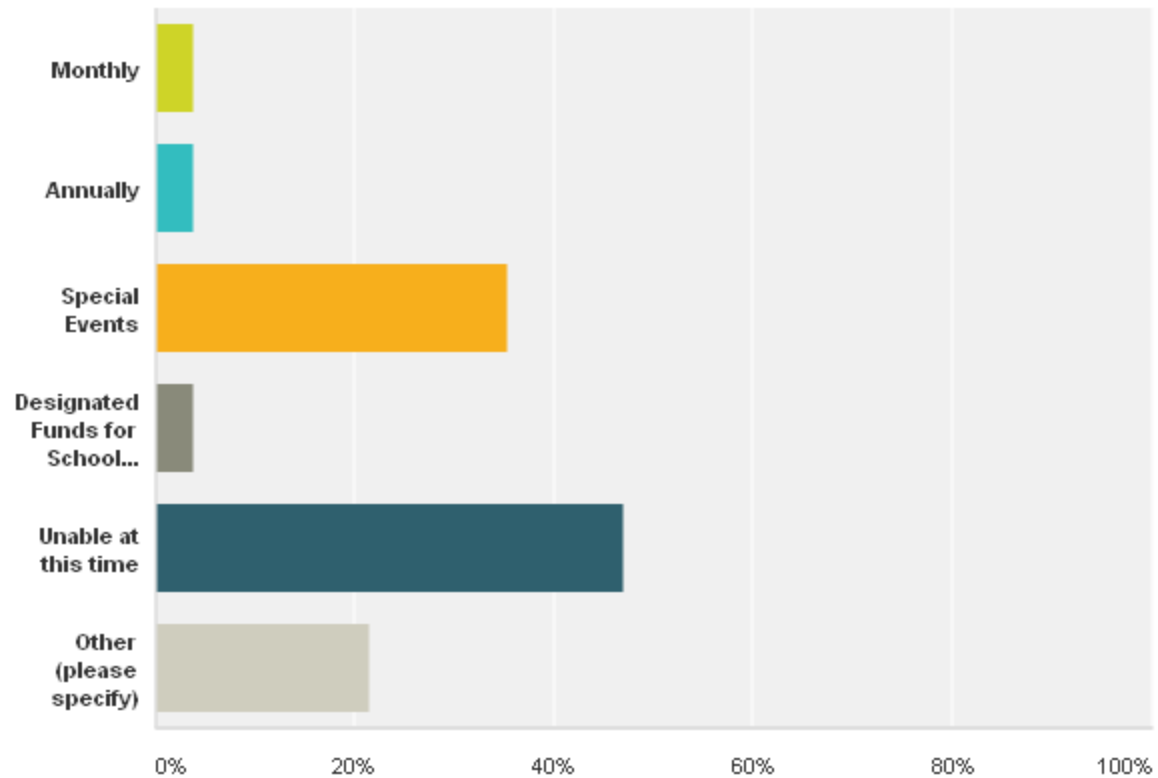
Willing to consider or already participating. Some areas mentioned were: tech support, maintenance, field trips, assistant coaching, and special events.

Growth: 1/12 = 8%

Not available to consider volunteering

Would you be willing to support HCA through your financial generosity beyond tuition?

Answered: 51 Skipped: 8



Q10. Financial Support: 11 comments

(+) 3/11 = 27%

Will try to increase giving to HCA as priority when able.

Other: 7/11 = 64%

Already giving or unable.